




Crankshaft Replacement Notice

For the Stolle Ragsdale Bodymaker
January 2008




The crankshaft assembly for a Stolle Ragsdale Bodymaker is comprised of two halves - and that can lead to a practice that seems correct, but is not. When replacing either side of the crankshaft, both halves **MUST** be replaced as a set. Of course, the two crank halves should have a matching stroke length, but in addition, the cams should be a matched set to ensure the redraw pressure is even on the redraw stroke. The even redraw pressure created by matched cams is critical to production of good, consistent can bodies.


In some cases, Stolle has made revisions to the cam profiles which can affect the redraw pressure. The only way to ensure that the cams on both crank halves match is to check the serial numbers. Even if the part numbers match, the cams on each half **MUST** have matching serial numbers.

Granted, one side of the crankshaft assembly is easier to access than the other, which requires removing guards, the flywheel, etc. However, replacing both crank halves together is the *only* way to ensure that the cams are a matched set with matching serial numbers.

Please contact Stolle CMD at 303-708-9044 for more information about replacing the crankshaft on Stolle Ragsdale Bodymakers.



The crankshaft assembly of a Stolle Ragsdale Bodymaker with the two halves indicated



Closer view of the redraw cams on the crankshaft assembly that must have matching serial numbers.



Stolle Machinery Company - Can Machinery Division
6949 South Potomac Street, Centennial, CO 80112
Phone: 303-708-9044 Fax: 303-708-9045
www.stollemachinery.com

Copyright 2008 Stolle Machinery Company, All Rights Reserved

Systems Spares Service Support
StollePlus
For The Life of Your Equipment