



Stolle Customer Training

Customized to fit your requirements

Stolle Machinery builds, services, and provides spare parts for the life of your can machinery, but did you know that Stolle also offers comprehensive customer training? You will be shown how to operate and maintain your machines by the same experienced technicians who you rely on to service them. Stolle will tailor the training to meet your specific needs, from classroom sessions to hands-on procedural training.

In *classroom* training sessions, the machine's basic theory of operation and operating fundamentals will be explained to everyone from machine operators to maintenance personnel to plant management. These sessions can be supplemented to include in-depth discussions of machine operation, setup and maintenance procedures. Stolle technicians can also provide detailed *hands-on* training in your plant maintenance shop or on the actual machine itself.


Stolle technicians and trainers can also walk the attendees through detailed machine setup and rebuild procedures, which gives can plant personnel a valuable opportunity to learn from the Stolle professionals how to extend the running life and productivity of their machinery.

Stolle can provide training to introduce and familiarize plant personnel and management with the basic concepts of the machine, as detailed step-by-step procedural sessions, or as a detailed hands-on session on the machine itself. Please contact Stolle CMD at 303-708-9044 for more information on service, support or training for any CMD machine.


The typical training topics for each machine are listed on the next page.




Standun
Bodymaker



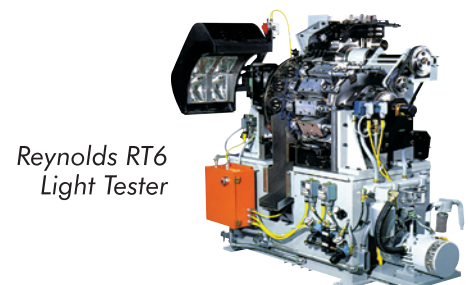
Ragsdale
Bodymaker



Rutherford
Decorator



Concord
Decorator



Reynolds RT6
Light Tester



Stolle Machinery Company - Can Machinery Division
6949 South Potomac Street, Centennial, CO 80112
Phone: 303-708-9044 Fax: 303-708-9045
www.stollemachinery.com

Copyright 2010 Stolle Machinery Company, All Rights Reserved



Stolle CMD Training Topics


Standun Bodymaker

1. Machine leveling
2. Hydraulic oil system
3. Slide yoke and ram adjustment
4. Lee Jets
5. Cradle alignment
6. Blank holder alignment and adjustment
7. Cup locator alignment
8. Domer station alignment
9. Stripper alignment
10. Seal pack removal and installation
11. Ram removal and installation
12. Swing lever maintenance
13. Hydrostatic cartridge alignment
14. Rotary cupfeed reset and alignment




Concord Decorator

1. Introduction
2. Safety
3. Drive system
4. Operator control panel
5. Lube system
6. Blanket wheel
7. Mandrel section
8. Mandrel section maintenance
9. Setting the mandrel circle
10. Infeed unit and pocket hub
11. Ink stations
12. Plate cylinders
13. Over varnish unit
14. Disk transfer unit



Ragsdale Bodymaker

1. Main frame assembly
2. Crank shaft assembly
3. Diamond linkage
4. Redraw idler
5. Push rod
6. Air cylinder
7. Fluid bearing and alignment
8. Redraw carriage
9. Servo cup feed
10. Tool housing
11. CMB cradle
12. Domer
13. Unloader
14. Leveling
15. Brake and clutch




Reynolds RT6 Light Tester

1. Basic design and main assemblies
2. Basic assembly of the RT6
3. Machine settings
4. Align spindle to turret disk
5. Align star wheel
6. Seal penetration
7. Air system
8. Vacuum system
9. Blow-off system
10. Detection system
11. Timing
12. Infeed
13. Discharge
14. Safety

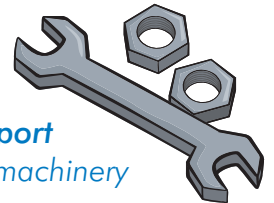


Rutherford Decorator

1. Vacuum infeed
2. Can handling system
3. Air and vacuum hose spindle disk
4. Eight color print section
5. Reverse overvarnish unit
6. Flat disk transfer
7. Sequence of operation
8. Rutherford parts identification and location
9. Machine leveling, timing and tracking procedures
10. Spindle-to-blanket parallelism (toe-in) adjustment and check
11. Anti-backlash gear assembly procedure



Service and Support
from the leader in can machinery



Stolle Machinery Company - Can Machinery Division

Phone: 303-708-9044
www.stollemachinery.com

